

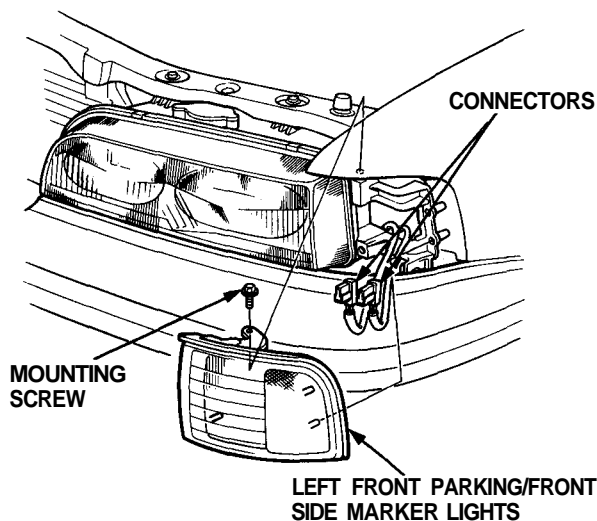


# Front Parking/Front Side Marker Lights

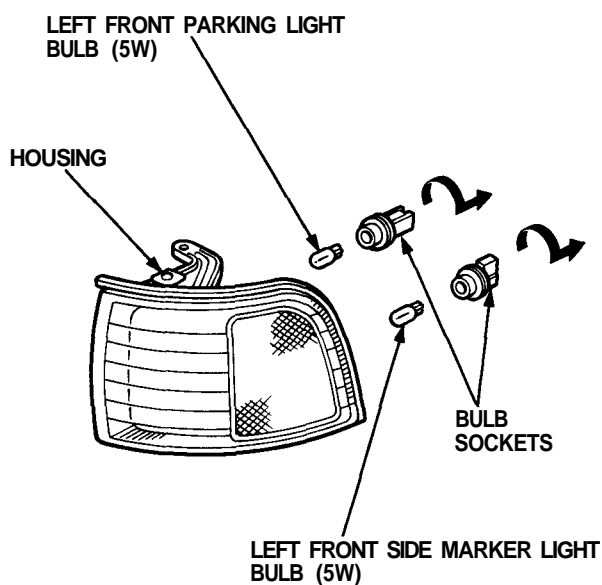
## Replacement

### Left side:

1. Remove the mounting screw and pull out the front parking/front side marker lights, then disconnect all connectors from them.

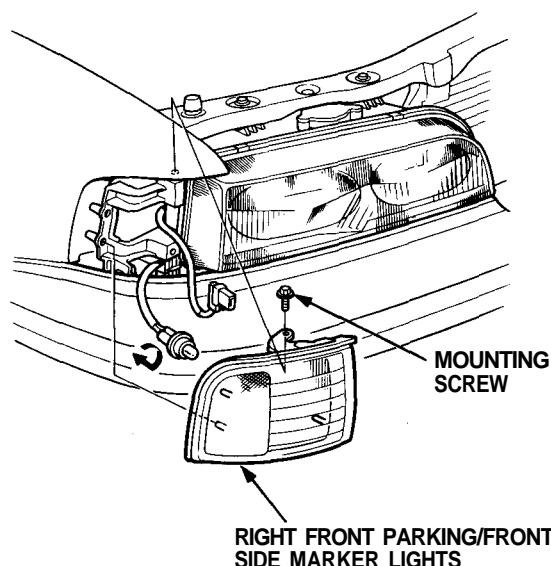


2. Turn the bulb socket 45° counterclockwise to remove them from the housing.
3. Remove the bulbs from the bulb socket.



### Right side:

1. Remove the mounting screw and pull out the front parking /front side marker lights.
2. Disconnect the 2-P connector from the front parking light.
3. Turn the bulb socket of the front side marker light 45° counterclockwise to remove it from the housing and replace the bulb.



4. Turn the bulb socket of the front parking light 45° counterclockwise to remove it from the housing and replace the bulb.

